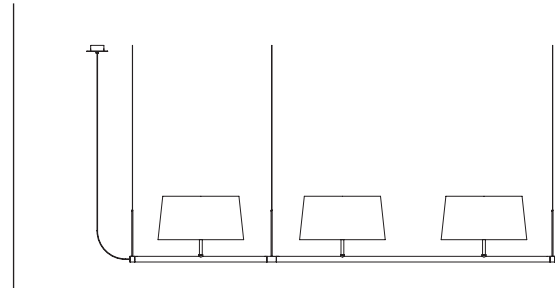


# Sistema Gran Fonda

Gabriel Ordeig, 1990








Pendant lamps



A large-scale version of its predecessor Sistema Fonda, it is also a modular line of light formed by imposing ribbon or white linen shades where each segment accommodates one or two light sources and incorporates a lower diffuser disk.

## GENERAL DESCRIPTION

Satin nickel tubular structure for 1 or 2 lampshades.  
 Shade available in 7 finishes.  
 Each lampshade includes a translucent white diffuser disk.  
 S&C satin nickel metallic ceiling plate. Suitable for side entry adaptor.  
 Maximum 1200W per line (6A). One connection per line.  
 Junction Box adaptor included Ø 11,7 cm / 4.6" (UL market).  
 Electric cable length: 3 m / 118.1"

	Natural ribbon		Terracotta Raw Color ribbon
	Red-amber ribbon		Green Raw Color ribbon
	Black ribbon		Mustard Raw Color ribbon
			White linen

## LIGHT SOURCE

Recommended light sources:  
**1/2x** LED bulb: 10 W  
**1/2x** Compact fluorescent: 20 W  
**1/2x** Incandescent: Máx. 100 W  
 E27 - E26  
 (Max. hgt. 125 mm / 4.9")

Light source not included.  
 Compatible with bulbs of the Energy efficiency class (E.E.C): A++... E.  
 Suitable only for indoor use.  
 Always use the light source recommended or equivalent.

Input voltaje: 100, 120, 230 Vac.  
 (50 Hz / 60 Hz). According to destination.



SANTA & COLE

### APPROXIMATE WEIGHT (unpacked)

Weight structure with 1 lampshade: 4 kg / 8.8 lb

Weight structure for 3 lampshades: 6,3 kg / 14 lb

### REGULATIONS

CE



IP 20

UNE-EN 60598

UNE-EN 55015

UNE-EN 60529



Non-class 2

Dry location only

UL-1598

E-353545

### MAINTENANCE

Clean with a smooth cloth. Do not use ammonia, solvents or abrasive cleaning products.

### OTHERS

The lamp is delivered in different packages.

The assembly instructions are delivered with the product.

### MODEL

