

Marina

Josep M^a Massana, Josep M^a Tremoleda, 1994

LIGHTWEIGHT ELEMENT RESISTANT TO USE WITH A HIGH BACK AND ERGONOMIC SHAPE BEARING IN MIND THE USER'S COMFORT.



¹ | Wood with FSC certification

² | Different models: from the chair for individual use to those 3.00m long



Bench Marina

Twenty years after its creation Santa & Cole is re-editing the Marina bench, a modern version of the romantic traditional wooden bench for street furniture.

With a high back that supports and protects the back and an ergonomic shape, one of the key features of the bench is its comfort, bearing in mind the broad spectrum of potential users. It is a lightweight element but resistant to use and adverse weather conditions.

Comprising a light, cast aluminium structure and solid wood slats, it comes in three lengths: 0.60, 1.75 and 3.00 metres.

Maintenance

No functional maintenance is required, except to preserve the original colour of the wood.

Materials and finishes

Cast aluminium structure with anodized finish, with or without armrests.

Seat and back made from solid wood slats, 55mm wide by 35mm thick and variable lengths, FSC certified tropical wood, finished with a two component oil.

The anchor bolts for the slats are stainless steel and come with the structure.

Weights

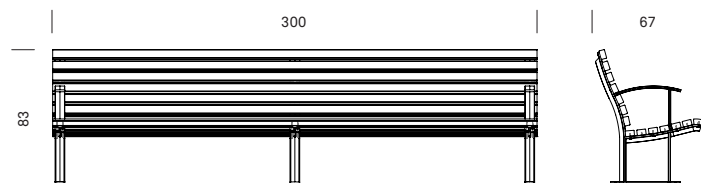
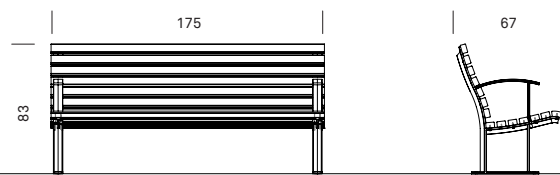
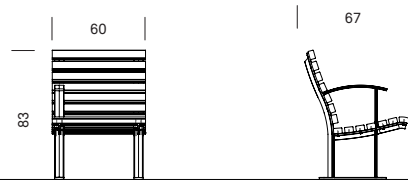
- **Chair:** 21,5 Kg (aprox.)
- **1,75m:** 45,5 Kg (aprox.)
- **3,00m:** 75,5 Kg (aprox.)

Installation

Fixed to the ground with two expansion anchors per structure and steel screws treated with anti-rust protection. Unless otherwise specified the benches are delivered unassembled and packaged in two boxes - one for the slats and another for the structures and screws.

The benches come with expansion anchors, anchor bolts and assembly instructions.





Sizes in cm.

