

The BC1 wall lamp has a pivoting metal consisting of an angled tube that feeds the cable downwards to the nearest socket. The arm has a beech handle at the bottom end to adjust the shade according to the light intensity needed.

The BC2 wall lamp has a fixed arm with a straight transition from the vertical arm which is completed with a beech wood finial, joining it to the wall and hiding the socket.

The BC3 wall lamp has a pivoting metal arm consisting of an angled tube that fits into a metal bracket, hiding the wall socket.

**General description:**

Structure satin nickel and beech wood handle.

BC1: Rotating arm with plug. Dimmer included.

BC2: Rotating arm.

Shade available in 7 finishes: Stitched beige parchment; natural, red-amber or black ribbon and tile, mustard or green Raw Color ribbon.

**Approximate weight (unpacked):**

0,3 Kg / 0.7 lb

**Technical information:**

European version: Light source included (dimmable)

American version: Recommended dimmable light source (not included)

LED bulb: 3,4 W / 320 lm / 2700K

E27 - E26 / Max. hgt. 105 mm / 4.1"

Suitable only for indoor use.

Always use the light source recommended or equivalent.

Input voltage: 100, 120, 230 Vac.

(50 Hz / 60 Hz). According to destination

**Regulations:**

European version

UNE-EN 60598

UNE-EN 55015

UNE-EN 60529

American version

Dry location only

UL-1598

E-353545

**Maintenance:**

Clean with a smooth cloth. Do not use ammonia, solvents or abrasive cleaning products.

**BC**

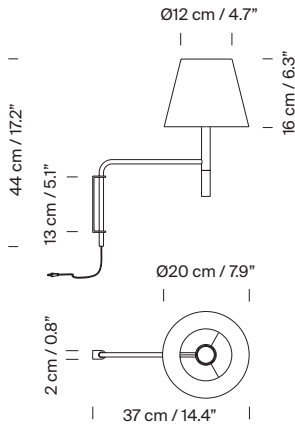
Santa & Cole Team. 1995  
Wall lamp

  
SANTA & COLE

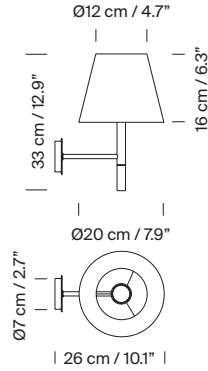
**Others:**

The lamp is delivered in different packages.  
The assembly instructions are delivered with the product.

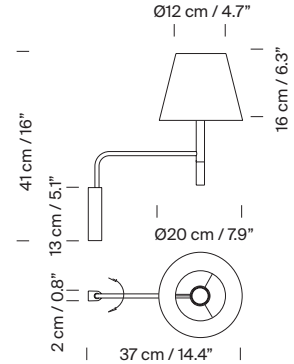
**Model A: BC1**



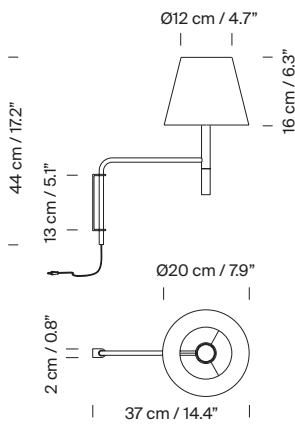
**Model B: BC2**



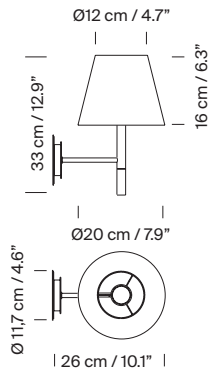
**Model C: BC3**



**Model A: BC1**



**Model B: BC2**



**Model C: BC3**

