

DISCO

Wall Lamp

1995

GENERAL DESCRIPTION

A disc of moulded steel which hides the source of light, giving off a glow around its opaque circle. The light bounces off the wall to create a halo around the metal disc, similar to the luminescence given off by heavenly bodies during an eclipse.

APPROXIMATE WEIGHT (unpacked)

(1.) Disco small	0,5 Kg
(2.) Disco medium	0,8 Kg
(3.) Disco large	1,1 Kg

TECHNICAL CHARACTERISTICS

Bulbholder: E12/ E14

Light Source:

Clear tubular halogen QT32. Máx. 60W EEC: D

EUROPE	AC 230V	50 Hz
USA/JAPAN	AC 110/128V	60 Hz

Light source not included.

Luminaries only suitable for indoor use.

Always use the light source recommended or equivalent.

The luminaries comply with the following regulations:

UNE-EN 60598
UNE-EN 55015

STRUCTURE AND LAMPSHADE

Satin nickel structure and lampshade.

MAINTENANCE

Clean with a smooth cloth. Do not to use ammonia products, solvents, abrasives, etc.

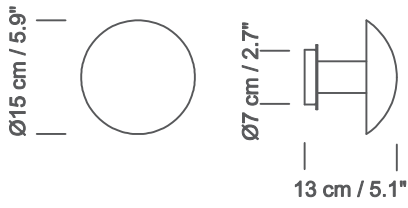
OTHERS

Available in 3 sizes.

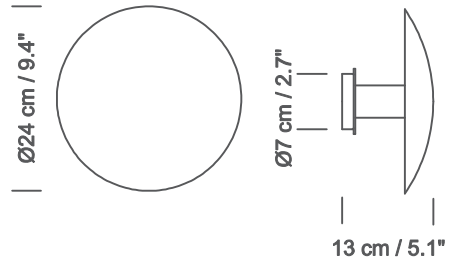
The luminary is delivered in one packet.

The assembly instructions are delivered with the product.

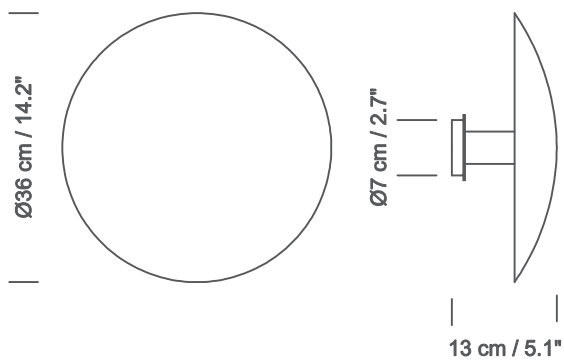




(1.) Disco small



(2.) Disco medium



(3.) Disco large