



# SKYLINE

1/4

## Product description

1

### 1.1 Description

#### Beacon

A versatile boundary marker that structures access points and pathways, discretely illuminating the space at various heights, as required, and combining warmth and durability with great elegance.

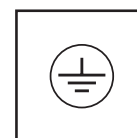

Its straightforward nature and constructive clarity make the Skyline bollard a useful piece in both public urban and private spaces.

The mechanical torsion of the Skyline bollard makes it highly resistant and the LED modules afford a long useful life without maintenance.

#### Wall lamp

A wall lamp with concise lines to uniformly light any architectural environment. Light and colour are superimposed in a frame of geometric shapes combining warmth and discretion.

### 1.2 Luminaire characteristics



### 1.3 Material and finishes

Beacon and wall lamp coloured models are made of bent steel structure with anti-rust protection and painted. Other materials and finishes are available for the front part of the beacon (sandblasted or polished stainless steel) and for the wall lamp frame (brass, sandblasted or polished stainless steel). Inner reflector made of casted aluminium with white paint finish. Tempered glass diffuser. Stainless steel screws.

Product description


1

### 1.3 Material and finishes



Red

RAL 3020



White

RAL 9003



Black

RAL 9017



Blue

RAL 5017



Brass

polished

**NEW FINISH**



Stainless steel

sandblasted

**NEW FINISH**



Stainless steel

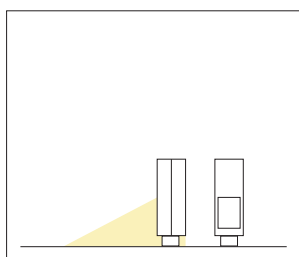
polished

**NEW FINISH**

Design options

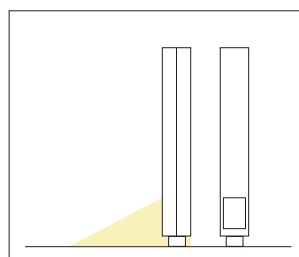
2

### 2.1 Beacon models



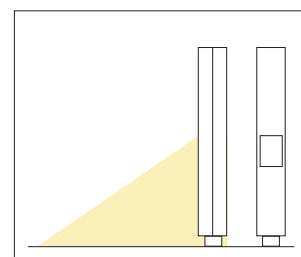
Skyline 35 cm height

one window



Skyline 80 cm height

one low window



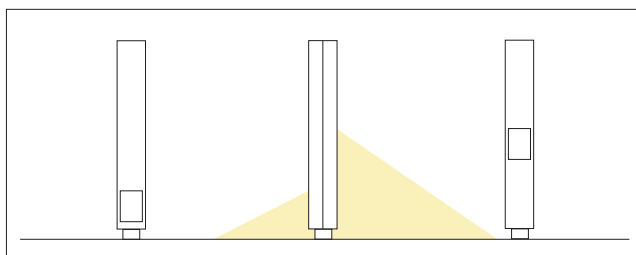
Skyline 80 cm height

one medium window

Design options

2

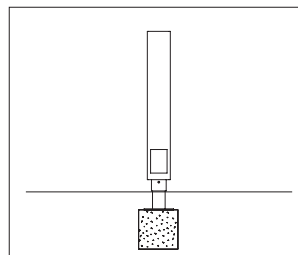
2.1 Beacon models



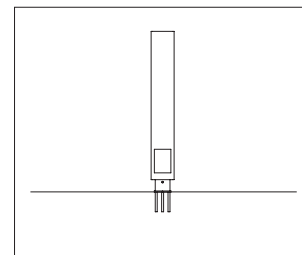
Skyline 80 cm height

double window

Beacon installation

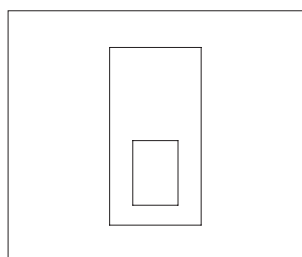


Embedded



Surface mounted

2.2 Wall lamp models

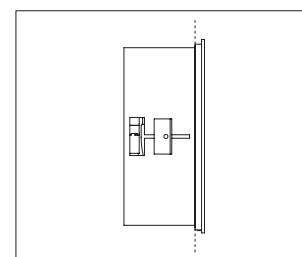


Skyline wall lamp

17x33 cm

NEW PRODUCT

Wall lamp installation




Embedded

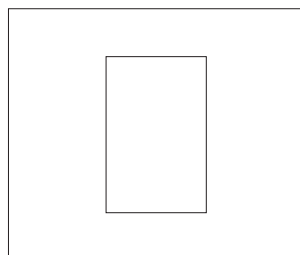
## Design options

2

### 2.3 Optical components



Clear glass diffuser



White coloured glass

**NEW COLOUR**

## Light unit

3


### 3.1 Lamp

Optical unit with LED technology with light distribution refractor lenses.  
LED type: Vossloh

**4 LED**

Board

### 3.2 Colour temperature



3000 K

Warm white